



Dowell
**ALFRESCO
CORNER
STACKING
DOOR**

**TECHNICAL
INFORMATION**

NSW | VIC | SA | TAS





Dowell ALFRESCO CORNER STACKING DOOR

Dowell Corner Alfresco doors have a modern alfresco appearance which is created by designing the indoor/outdoor area to integrate seamlessly for a truly sophisticated outlook. This eye catching addition to the Dowell range is available in flexible formats and sizes, creating a visually large opening for easy access to balconies, patios or to open up a courtyard, pool area or garden.

FEATURES

- Versatile and aesthetically pleasing design.
- Durable low maintenance, easy-clean aluminium profiles.
- Custom size and colour available.
- Low E glazing option for increased energy efficiency.
- Suitable for residential and multi-storey applications.
- Insect and security screens are an integral part of the design.
- Highly functional and designed to operate smoothly day after day.
- Resilient and durable in all types of weather.
- Minimal maintenance required.
- Superior product with the use of Dowell innovative design and technology
- Product available in double glazed configurations in some states.*

HARDWARE

- Options available, please consult your local sales representative for more information.

ALFRESCO CORNER STACKING DOOR ENERGY PERFORMANCE

PRODUCT	Standard Single Glazed	Standard Single Glazed	Standard Double Glazed	Standard Double Glazed	Standard Double Glazed
DOOR TYPE	Alfresco Corner Stacking	Alfresco Corner Stacking	Alfresco Corner Stacking	Alfresco Corner Stacking	Alfresco Corner Stacking
GLASS OPTION	*5mm Clr.	*6mm SP10 Clr.	*4mm Clr. /8mm Arg. gas. /4mm ET.	*LB Clr.SO. 4mm /10mm Arg. gas. /4mm Clr.	*LB Gy.SO. 5mm /8mm Arg. gas. /5mm Clr.
FRAME TYPE	Standard Aluminium	Standard Aluminium	Standard Aluminium	Standard Aluminium	Standard Aluminium
AIR INFILTRATION	1.47	1.47	1.47	1.47	1.47
HEATING (STARS)	☆☆☆ 19%	★★★★ 38%	☆☆☆☆ 45%	★★★★★ 48%	★★★★ 37%
COOLING (STARS)	★ 15%	★★ 36%	☆☆☆ 42%	☆☆☆☆ 51%	☆☆☆☆☆ 62%
*SHGC	0.71	0.59	0.56	0.49	0.31
U _w -VALUE	6.2	4.3	3.1	3.0	3.1

* TGN - Toughened glass used, please consult your Dowell representative for more information.

ACOUSTICS STC RATING FOR GLAZED DOORS	6.38 mm Clear Laminated Glass - 10.5mm VLAM Hush Acoustic Glass
	Acoustic Range from RW 30 - RW 32

PERFORMANCE	Non Cyclonic	Cyclonic
	N1 - N5	C1 - C2

FLY, SECURITY AND BARRIER SCREEN OPTIONS

ALFRESCO CORNER STACKING DOOR	Various Width Combinations
2100 (High)	F / S / B

F = Fly Screen, S = Security Screen, B = Barrier Screen

BUSH FIRE RATED

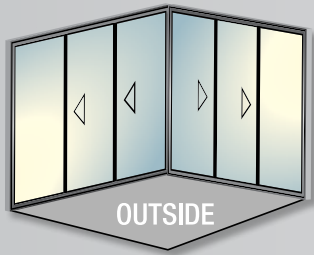
ATTACK LEVEL	BAL LOW	-	BAL - 40
DOOR FRAME	Aluminium		Aluminium
DOOR GLAZING	No special requirements.		6mm toughened glass.
HARDWARE	As Above		metal.

Note: BAL - 40 must include Full External Screening to comply.

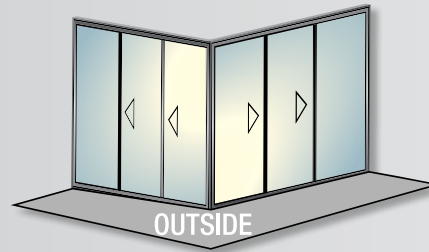
HARDWARE OPTIONS

KEY LOCKS	STAINLESS STEEL LOCKS	COLOUR MATCH LOCKS / HANDLES
Standard	Option	Option

Note: Hardware options may vary from state to state, please consult your local sales representative or more information.



Alfresco corner stacking door
(Internal)



Alfresco corner stacking door
(External)

AVAILABLE IN: RESIDENTIAL

INTERNAL CORNER STACKER DOORS (N1-N5)




Brick Opening		(W2) 1991 / (W1) 1946	(W2) 2531 / (W1) 2486	(W2) 2891 / (W1) 2846	(W2) 3431 / (W1) 3386
	Stud (90mm) Opening	(W2) 2261 / (W1) 2216	(W2) 2801 / (W1) 2756	(W2) 3161 / (W1) 3116	(W2) 3701 / (W1) 3656
	Stud (70mm) Opening	(W2) 2241 / (W1) 2196	(W2) 2781 / (W1) 2736	(W2) 3141 / (W1) 3096	(W2) 3681 / (W1) 3636
	Door	(W2) 2175 / (W1) 2130	(W2) 2715 / (W1) 2670	(W2) 3075 / (W1) 3030	(W2) 3615 / (W1) 3570
2140	2100	ACSD2121-INT	ACSD2127-INT	ACSD2130-INT	ACSD2136-INT

EXTERNAL CORNER STACKER DOORS (N1-N5)

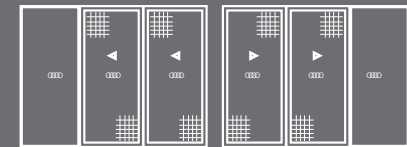


Brick Opening		(W1) 2291 / (W2) 2330	(W1) 2831 / (W2) 2870	(W1) 3191 / (W2) 3230	(W1) 3731 / (W2) 3770
	Stud (90mm) Opening	(W1) 2021 / (W2) 2060	(W1) 2561 / (W2) 2600	(W1) 2921 / (W2) 2960	(W1) 3461 / (W2) 3500
	Stud (70mm) Opening	(W1) 2041 / (W2) 2080	(W1) 2581 / (W2) 2620	(W1) 2941 / (W2) 2980	(W1) 3481 / (W2) 3520
	Door	(W1) 2196 / (W2) 2235	(W1) 2736 / (W2) 2775	(W1) 3096 / (W2) 3135	(W1) 3636 / (W2) 3675
2140	2100	ACSD2121-EXT	ACSD2127-EXT	ACSD2130-EXT	ACSD2136-EXT

OPTION



Barrier Grille Screen
and Security Screen



Retractable / Screen Door

Standard sizes and colours are available on short lead times. Some sizes and special colours are subject to longer lead times. Please refer to your local sales office for confirmation.



© DOWELL 10/2016



1300 882 188
www.dowell.com.au