



Dowell
HINGED
DOOR

TECHNICAL
INFORMATION

NSW | VIC | SA | TAS

DOWELL



Dowell HINGED DOOR

Dowell Hinged doors are available in a wide range of standard configurations and have the added versatility of coupling options with arch head hi-lite, fixed hi-lite, awning, double hung or louvre windows coupled with side-lite are all available.



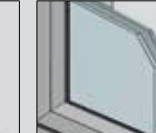

FEATURES

- Versatile and aesthetically pleasing design.
- Durable low maintenance, easy-clean aluminium profiles.
- Custom size and colour available.
- Low E glazing option for increased energy efficiency.
- Suitable for residential and multi storey applications.
- Insect and security screens are an integral part of the design.
- Durable low maintenance, easy clean aluminium profiles.
- Glass jacking screws to prevent door sag.
- Heavy duty hinges.
- Concealed door bolts for improved security and aesthetics.
- Product available in double glazed configurations in some states.*
- Easy coupling to the Dowell range of windows.
- Barrier grilles, security and screen doors are available.

HARDWARE

- Options available, please consult your local sales representative for more information.

HINGED DOOR ENERGY PERFORMANCE

					
PRODUCT	Standard Single Glazed	Standard Single Glazed	Standard Double Glazed	Standard Double Glazed	Standard Double Glazed
DOOR TYPE	Hinged	Hinged	Hinged	Hinged	Hinged
GLASS OPTION	* 4mm Clr.	* 6mm SP10 Clr.	* 4mm Clr. /12mm Arg. gas /4mm Clr.	* LB Clr.SO. 4mm /12mm Arg.gas /4mm Clr.	* LB Gy.SO. 4mm /12mm Arg. gas /4mm Clr.
FRAME TYPE	Standard Aluminium	Standard Aluminium	Standard Aluminium	Standard Aluminium	Standard Aluminium
AIR INFILTRATION	5.0	5.0	5.0	5.0	5.0
HEATING (STARS)	★★ 13%	★★★ 28%	★★★★ 35%	★★★★ 40%	☆☆★★ 32%
COOLING (STARS)	☆☆ 24%	☆☆★ 40%	☆☆★ 40%	☆☆★★ 52%	☆☆★★★ 61%
*SHGC	0.62	0.52	0.55	0.45	0.32
U _w -VALUE	6.1	4.6	4.1	3.2	3.2

* TGN = Toughened glass used, please consult your Dowell representative for more information.

PERFORMANCE	Non Cyclonic	Cyclonic
	N1 - N4	C1 - C2

FLY, SECURITY AND BARRIER SCREEN OPTIONS

HINGED DOOR	850 - 3010 (Wide)
2100 (High)	F / S / B

F = Fly Screen, S = Security Screen, B = Barrier Screen

BUSH FIRE RATED


ATTACK LEVEL	BAL LOW	-	BAL - 40
DOOR FRAME	Aluminium		Aluminium
DOOR GLAZING	No special requirements.		6mm toughened glass.
HARDWARE	As Above		metal.

Note: BAL - 40 must include Full External Screening to comply.

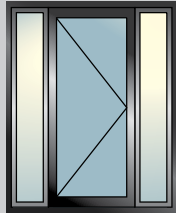
HARDWARE OPTIONS

KEY LOCKS	STAINLESS STEEL LOCKS	COLOUR MATCH LOCKS / HANDLES
Standard	Option	Option

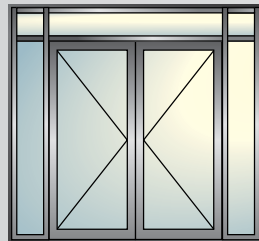
Note: Hardware options may vary from state to state, please consult your local sales representative or more information.



Hinged door with side-lite

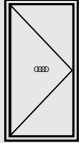
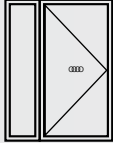

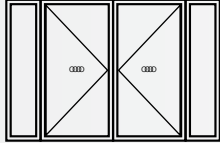


Double Hinged door with side-lites



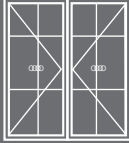



Double Hinged door with hi-lite and side-lites

AVAILABLE IN: RESIDENTIAL

HINGED DOORS (N1-N5)												
		910	1510	1870	1270	1510	1870	2110	2470	2710	3070	
Stud Opening		3.5	6	7.5	5	6	7.5	8.5	10	11	12.5	
	Door	850	1450	1810	1210	1450	1810	2050	2410	2650	3010	
2140	2100	HD2109-L	HD2115-L	HD2118-L	HD2112	HD2115	HD2118	HD2121	HD2124	HD2127	HD2130	

OPTION

 Reverse Handle (- R)	 Barrier Grille Screen and Security Screen
 Colonial Bars	 Hi-Lites

Standard sizes and colours are available on short lead times. Some sizes and special colours are subject to longer lead times. Please note: Door panel and side lite vary depending on overall with. Please refer to your local sales office for confirmation.



© DOWELL 10/2016



1300 882 188
www.dowell.com.au