



Dowell  
**SLIDING**  
DOOR

TECHNICAL  
INFORMATION

NSW | VIC | SA | TAS

**DOWELL**





## Dowell SLIDING DOOR

Dowell sliding doors are very popular and commonly installed doors in many new residential homes. Dowell sliding doors use high quality, non corrosive ball bearing roller system for continuous smooth horizontal gliding motion. They are ideal for providing substantial light and protection from the elements and with our fly screen, safety grill and security options - access to the outdoors has never been easier.

### FEATURES

- Versatile and aesthetically pleasing design.
- Low E glazing option for increased energy efficiency.\*
- Suitable for residential and multi-storey applications.
- Insect and security screens are an integral part of the design.
- Durable low maintenance and easy-to clean.
- Reveal fixing fins on jambs and head for weather protection.
- Sill valve draining system for superior performance.
- Optional sump sill for demanding exposure conditions.
- Fully adjustable, non corrosive ball bearing roller system for smooth operation.
- Available in 2 or 3 panel sliding and 4 panel bi-parting sliding combinations.
- Reversal of sliding configuration on all 2 and 3 panel sliding combinations possible after installation.
- High quality corner gaskets at frame joints for superior sealing.
- Optional double glazed configurations is available in some states.\*
- Optional fly doors and safety grilles available.

### SLIDING DOOR ENERGY PERFORMANCE

					
PRODUCT	Sliding Single Glazed	Sliding Single Glazed	Standard Double Glazed	ThermaLine™ Double Glazed	ThermaLine™ Double Glazed
DOOR TYPE	Sliding	Sliding	Sliding	Sliding	Sliding
GLASS OPTION	* 5mm Clr.	* 6mm SP10 Clr.	* LB Clr.SO. 4mm /10mm Arg. gas /4mm Clr.	* LB Clr.SO. 4mm /12mm Arg.gas /4mm Clr.	* LB Gy.SO. 5mm /12mm Arg. gas /5mm Clr.
FRAME TYPE	Standard Aluminium	Standard Aluminium	Standard Aluminium	ThermaLine™ Aluminium (with thermal-break)	ThermaLine™ Aluminium (with thermal-break)
AIR INFILTRATION	1.47	1.47	1.47	0.25	0.25
HEATING (STARS)	☆☆☆ 19%	★★★★ 38%	★★★★★ 48%	★★★★★ 60%	★★★★★ 49%
COOLING (STARS)	★ 15%	★★ 36%	☆☆☆☆ 51%	☆☆☆☆ 55%	☆☆☆☆ 68%
*SHGC	0.71	0.59	0.49	0.49	0.30
U <sub>w</sub> -VALUE	<b>6.2</b>	<b>4.3</b>	<b>3.0</b>	<b>2.0</b>	<b>2.0</b>

\* TGN = Toughen glass used, please consult your Dowell representative for more information.

ACOUSTICS STC RATING FOR GLAZED WINDOWS	4 mm Toughened Glass - 10.5mm VLAM Hush Acoustic Glass
	<b>Acoustic Range from RW 24 - RW 32</b>

PERFORMANCE (Standard Range)	Non Cyclonic	Cyclonic
	<b>N1 - N5</b>	<b>C1 - C3</b>

### FLY, SECURITY AND BARRIER SCREEN OPTIONS

SLIDING DOOR	1450 - 4870 (Wide)
2100 - 2400 (High)	F / S / B

F = Fly Screen, S = Security Screen, B = Barrier Screen

### BUSH FIRE RATED

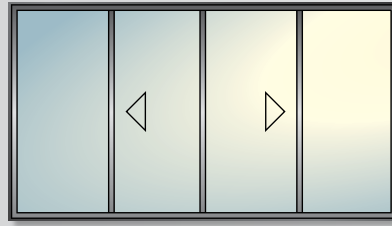
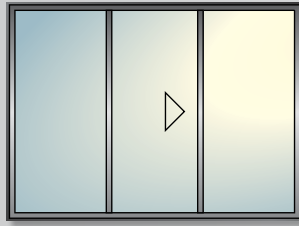
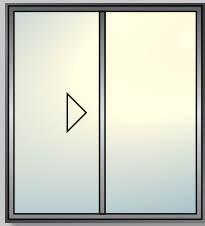
ATTACK LEVEL	BAL LOW	BAL - 40
WINDOW FRAME	Aluminium	Aluminium
WINDOW GLAZING	No special requirements.	6mm toughened glass.
HARDWARE	As Above	metal.

Note: BAL - 40 must include Full External Screening to comply.

### HARDWARE OPTIONS

KEYED LATCH
Standard

Note: Hardware options may vary from state to state, please consult your local sales representative or more information.

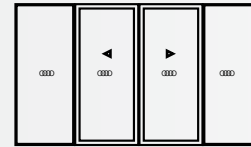
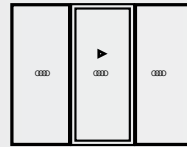


Two or Three panel sliding door

Four panel sliding door

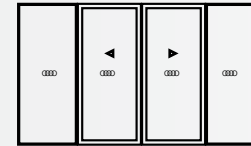
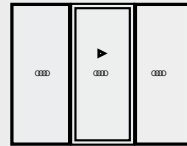
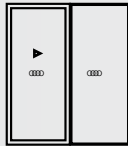
AVAILABLE IN:  RESIDENTIAL |  THERMALINE

**RESIDENTIAL  
SLIDING DOORS  
(N1-N5)**



Stud Opening		1510	1870	2110	2470	2784	3144	3684	2950	3670	4150	4870
	Door	1450	1810	2050	2410	2724	3084	3624	2890	3610	4090	4810
2140 (N1-N4)	2100 (N1-N4)	SD2115-2	SD2118-2	SD2121-2	SD2124-2	SD2127-3	SD2128-3	SD2136-3	SD2129-4	SD2136-4	SD2141-4	SD2148-4
2175 with sump sill (N5)	2175 with sump sill (N5)	SD2115-2 (N5 option)	SD2118-2 (N5 option)	SD2121-2 (N5 option)	SD2124-2 (N5 option)	SD2127-3 (N5 option)	SD2128-3 (N5 option)	SD2136-3 (N5 option)	SD2129-4 (N5 option)	SD2136-4 (N5 option)	SD2141-4 (N5 option)	SD2148-4 (N5 option)

**THERMALINE  
SLIDING DOORS  
(N1-N3)**



Stud Opening		1500	1860	2100	2460	2700	2923	3644	2923	3644	4123	4843
	Door	1450	1810	2050	2410	2650	2873	3594	2873	3594	4073	4793
2135	2100	THSD2115-2	THSD2118-2	THSD2121-2	THSD2124-2	THSD2127-3	THSD2128-3	THSD2136-3	-	THSD2136-4	THSD2141-4	THSD2148-4
2435	2400	THSD2415-2	THSD2418-2	THSD2421-2	-	-	THSD2428-3	THSD2436-3	-	THSD2436-4	THSD2441-4	-

**OPTION**

<p>Reverse Hand</p>	<p>Barrier Grille Screen</p>
<p>Colonial C1</p>	<p>Screen Door</p>

Standard sizes and colours are available on short lead times. Some sizes and special colours are subject to longer lead times. Please refer to your local sales office for confirmation.



© DOWELL 10/2016

**DOWELL**   
Our builders **know best**

**1300 882 188**  
[www.dowell.com.au](http://www.dowell.com.au)