

Sliding Doors

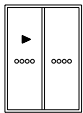
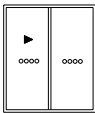
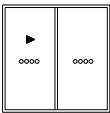
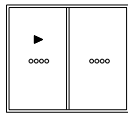
ALUMINIUM DOORS – VIC

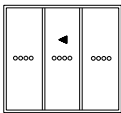
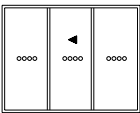
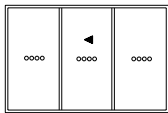


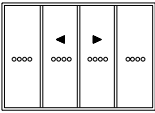
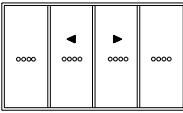
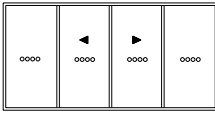
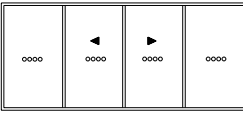
The Dowell Sliding Door is as attractive as it is sturdy, making it a versatile solution.



Size Range (n1-n5)

STUD OPENING	1510	1870	2110	2470
DOOR	1450	1810	2050	2410
2140 (N1-N4)	2100 (N1-N4)			
2175 (N5)	2135 (N5)			
				
	DSD2115-2	DSD2118-2	DSD2121-2	DSD2124-2

STUD OPENING	2784	3144	3684
DOOR	2724	3084	3624
2140 (N1-N4)	2100 (N1-N4)		
2175 (N5)	2135 (N5)		
			
	DSD2127-3	DSD2130-3	DSD2136-3

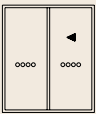
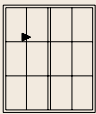

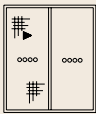
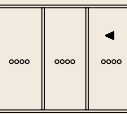
STUD OPENING	2950	3670	4150	4870
DOOR	2890	3610	4090	4810
2140 (N1-N4)	2100 (N1-N4)			
				
	DSD2129-4	DSD2136-4	DSD2141-4	DSD2148-4

Note: An option for double glazed doors for enhanced thermal performance is available.

Standard handling may vary from state to state. Please consult your nearest sales office for clarification.

* Some features and options may vary from state to state, please check with your local Dowell representative.

Optional Alternatives

					Key M Midrail 4 4mm thick glass 5 5mm thick glass
Reverse Hand	Colonial C1	Barrier Grille Screen Door	Screen Door (Midrail Optional)	Reverse Hand Panel	

Features

- Durable low maintenance, easy-clean aluminium profiles.
- Reveal flashing fins on jambs and head for weather protection.
- Patented sill valve draining system for excellent performance.
- Optional Sump Sill for demanding exposure conditions.
- Fully adjustable, noncorrosive ball bearing roller system for smooth panel operation.

- Available in 2 panel sliding (X0), 3 panel (X00, 0X0 or 00X) and bi-parting sliding (0XX0) combinations.
- Reversal of sliding panel configuration on all 2 panel sliding combinations possible after installation.
- High quality corner gaskets at frame joints for superior sealing.
- Optional fly doors and barrier grilles available.
- Easy coupling to the Dowell range of windows.

Hardware Options

- Keyed deadlock fitted as standard.
- Snib Latch available on request